

Fire Extinguisher Safety Training Handout

Extinguishers are classed by the type fire they can put out. Some extinguishers are Combination types that can be used on several different types of fire

Types of Fires

Class A

Combustible material such as paper and wood

Class B

Fires involving flammable liquids such as gasoline, paint, diesel fuel or solvents

Class C

Fires started in electrical equipment by arcing or overheating

Class D

Fires involving combustible metal powders, flakes or shaving



OVERWATCH
FIRE PROTECTION MANAGEMENT LLC

Smart Safety Rules

Stand 6 to 8 feet away from the fire

Use an extinguisher **ONLY** if you have been trained to use it.

Fire Extinguishers are for small fires in the early stages.

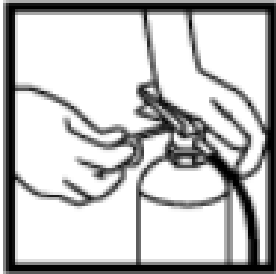
Know where fire extinguishers are located

Never place a pressurized fire extinguisher upright unless you are holding it - if it falls over the nozzle can break off

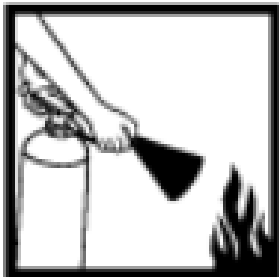
All fire extinguishers should have an inspection tag and a trigger seal and a pin

After use, do not put a fire extinguishers back on its mounting – it must be refilled before being returned to its location

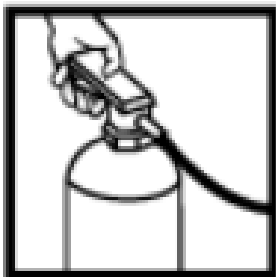
Operating Your Fire Extinguisher



PULL THE PIN



AIM AT THE BASE



SQUEEZE THE TRIGGER



SWEEP

Remember:

- Test extinguisher before approaching the fire
- Keep low & approach with the wind at your back
- Back away, watching for rekindle